



川源（中国）机械有限公司
GSD Industrial Co.,Ltd.



MVN

长轴多段透平泵

MVN Long-Axle Sectional Turbine Pump

MVN 长轴多段透平泵

MVN Long-axe sectional turbine pump



用途 Purpose

MVN长轴多段透平泵是一种使用广泛的抽水、排水设备，可应用于电厂、钢铁厂、矿山、化工、消防、自来水厂、农业灌溉等行业。适用范围：温度不超过40°C，固体物含量（按重量计）不大于0.01%，PH值6.5~8.5，硫化氢含量不大于1.5mg/l，不含有任何油类。

MVN long-axe sectional turbine pump is a widely used pumping and drainage device, and can be applied to the industries such as power plant, steel mill, mine, chemical industry, fire fighting, waterworks, agricultural irrigation, etc.

Application scope: temperature less than 40°C, solid content (by weight) less than 0.01%, PH value of 6.5~8.5, sulfureted hydrogen content less than 1.5mg/l, without any oils.

特点 Features

- 采用精密的叶轮动平衡制造技术，显著降低水泵的振动和噪声，使水泵运行平稳，减少由于振动引起的故障，提高水泵的使用寿命。
- 经多次试验与修正的叶轮，配合精心设计的水力模型，使得水泵效率最高达85%，降低用户动力成本，节省运转费用。
- 可垂直悬挂或倾斜安装（专有技术）单级或多级叶轮。
- 由于叶轮及泵体部分深入水中，使得吸入扬程不受限制。
- 可采用不锈钢、铜、双相钢等抗磨损特殊材料和构造，延长了泵的使用寿命。
- 法兰或螺纹结构的多段扬水管，符合水力学原理。可按照现场的实际需要提供不同长度的扬水管，满足客户对设备间层高和池深的要求。
- 结构精简，零组件少，可靠度高，易于维护保养。

- The precise manufacturing technology of dynamic balance is adopted to greatly reduce the vibration and noise of the pump, enable the pump to run stably, reduce fault resulted from the vibration, and prolong the pump's service life.
- The impellers through many times of testing and correction, in combination with the well-designed hydraulic model, enable the pump to get the maximum efficiency of 85%, reduce the power cost of the user and save operation expense.
- May vertically hang or obliquely install (proprietary technology) singlestage or multi-stage impeller.
- Because the impellers and the pump are deep in water, the suction head will not be limited.
- May use stainless steel, copper, dual-phase steel and other antiwear special materials and structures to prolong the pump's service life.
- Sectional lifting pipe of flange or screw structure accords with the hydraulics principle. The lifting pipes of different lengths may be provided according to the actual needs of the site, so as to meet the requirements of users for the floor height and pond depth of the equipment room.
- Simple structure, few assemblies, high reliability and easy maintenance.

结构简介

MVN长轴多段透平泵是由单个或多个离心式或混流式叶轮和导流壳、扬水管、传动轴、泵座、电机等部件组成的立式泵。

泵座和电机位于井口（或水池）上部，电机的动力通过与扬水管同心的传动轴传递给叶轮轴，驱动叶轮产生流量、扬程。

长轴多段透平泵由三大部分组成：工作部分、扬水管部分、井上部分。

工作部分

本部分由工作部件和滤水器部件组成。工作部件由导流壳、叶轮、锥形套、壳轴承和叶轮轴等零件组成。壳体之间用螺栓连接。根据介质情况，叶轮和导流壳可采用耐磨环结构；叶轮可使用半开式或封闭式叶轮、锥形套或卡环紧固结构；填料箱组推荐采用机械密封、超耐磨填料、压力水冲洗方案。

扬水管部分

本部分由扬水管、传动轴、联轴器和支架部件等组成。扬水管用法兰或管螺纹连接。传动轴材料为45#钢或不锈钢，当传动轴轴承部位磨损后，如果是螺纹连接的扬水管，可调换二根短扬水管的安装位置，即可再次使用；如果是法兰连接的扬水管，可调换传动轴上下方向，即可再次使用。螺纹连接扬水管的深井泵在泵座与最上端的扬水管的连接处配有特制的锁紧环，可有效地防止扬水管脱落事故。

井上部分

本部分由泵座部件、深井泵专用电动机(超过400kW时，是专为深井泵设计的普通立式电机)、电机轴、联轴器等部件组成。可选配电控箱、出口短管、进排气阀、压力表、止回阀、闸阀和橡胶或不锈钢伸缩节。

Structure introduction

MVN long-axle sectional turbine pump is a vertical pump consists of single or multiple centrifugal or mixed-flow impeller, blower inlet casing, lifting pipe, transmission shaft, pump seat, motor and other components.

The pump seat and the motor are located at the upper part of the wellhead (or water pool), and the power of the motor is transmitted to the impeller shaft through the transmission shaft concentric with the lifting pipe, to drive the impeller to generate flow and head.

The long-axle sectional turbine pump consists of three major parts: working part, lifting pipe part and aboveground part.

Working part

This part includes working components and water filter components. The working components consist of blower inlet casing, impeller, conical cover, casing bearing, impeller shaft, etc. Casings are jointed by bolts. According to mediums used, the impeller and blower inlet casing may use antiwear ring structure; semiopen or closed impeller, conical cover or clasp fastening structure also can be used; for stuffing box groups, it is recommended to adopt the scheme of mechanical seal, ultra-wear-resisting stuffing and pressure water washing.

Lifting pipe part

This part consists of lifting pipes, transmission shaft, couplings, rack, etc. Lifting pipes are jointed by flange or pipes through threads. The transmission shaft is made of No.45 steel or stainless steel. When the bearing of the transmission shaft is worn, if the lifting pipes are jointed through threads, the installation place of two short lifting pipes can be replaced for use again. If the lifting pipes are jointed by flange, the up and down directions of the transmission shaft can be replaced for use again. For deepwell pump connected with the lifting pipes through threads, special locking ring is arranged at the connection part between the pump seat and the lifting pipes at the utmost end, for effectively preventing the lifting pipes from falling off.

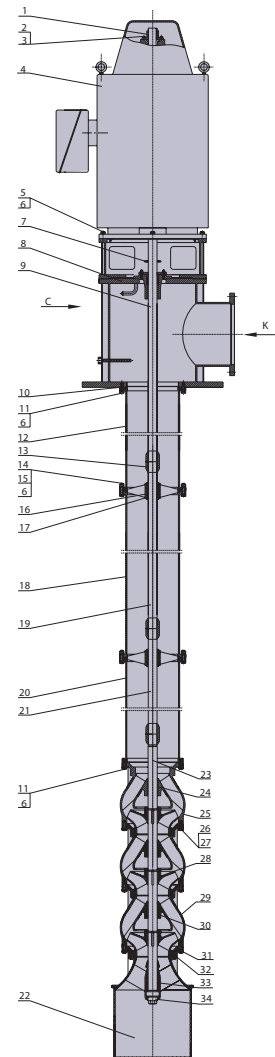
Aboveground part

This part consists of pump seat components, motor special for deepwell pump (common vertical motor designed specially for deepwell pump when exceeding 400kW), motor shaft, couplings, etc. It may be provided with electric cabinet, outlet short pipe, intake/exhaust valve, pressure gauge, check valve, gate valve as well as rubber or stainless telescopic joint.



结构图 Structural drawing

NO.	名称 Name	材质 Material	
		GB	JIS
1	调整螺母 Adjusting nut	HT250	FC250
2	螺栓 Bolt	35#	S35C
3	垫圈 Washer	65Mn	SUP3
4	电机 Motor	-	-
5	螺栓 Bolt	35#	S35C
6	垫圈 Washer	65Mn	SUP3
7	挡水圈 Water retaining ring	耐油橡胶	-
8	泵座部件 Pump seat components	-	-
9	电机轴 Motor shaft	45#	S45C
10	垫 Gaskets	软钢纸板	-
11	螺栓 Bolt	35#	S35C
12	短管焊合(乙) Short pipe welding	Q235-A	SS400
13	联轴器 Coupling	45#	S45C
14	螺栓 Bolt	35#	S35C
15	螺母 Nut	35#	S35C
16	支架 Frame	HT250	FC250
17	轴承 Bearing	耐磨橡胶	-
18	扬水管焊合 Lifting pipe weld	Q235-A	SS40
19	传动轴 Transmission shaft	45#	S45C
20	扬水管焊合 Lifting pipe weld	Q235-A	SS400
21	短轴 Short shaft	45#	S45C
22	过滤器部件 Water filter components	Q235-A	SS400
23	叶轮轴 Impeller shaft	45#	S45C
24	上轴承 Upper bearing	ZCuZn16Si4	-
25	中壳 Intermediate casing	HT200	FC200
26	垫圈 Washer	65Mn	SUP3
27	螺栓 Bolt	35#	S35C
28	叶轮 Impeller	HT200	FC200
29	中壳 Intermediate casing	HT200	FC200
30	壳轴承 Casing bearing	NBR	NBR
31	垫 Gaskets	牛皮纸	-
32	下壳 Lower casing	HT200	FC200
33	下轴承 Lower bearing	ZCuZn16Si4	-
34	丝堵 Plug	HT200	FC200

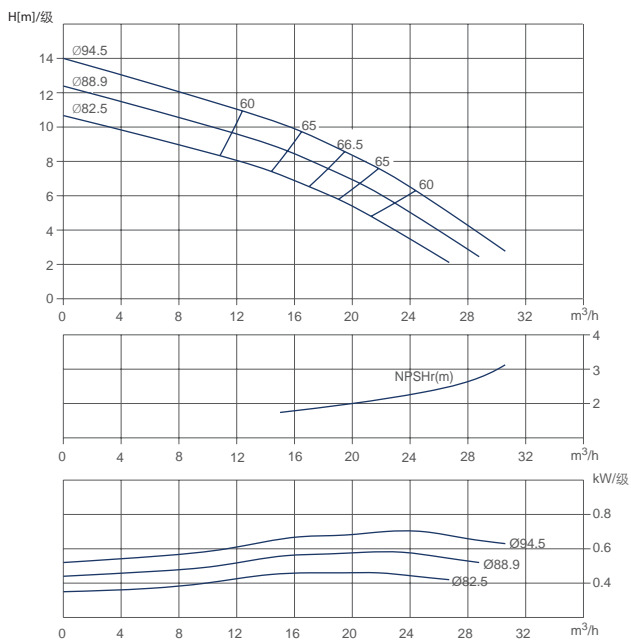


型号说明 Type description

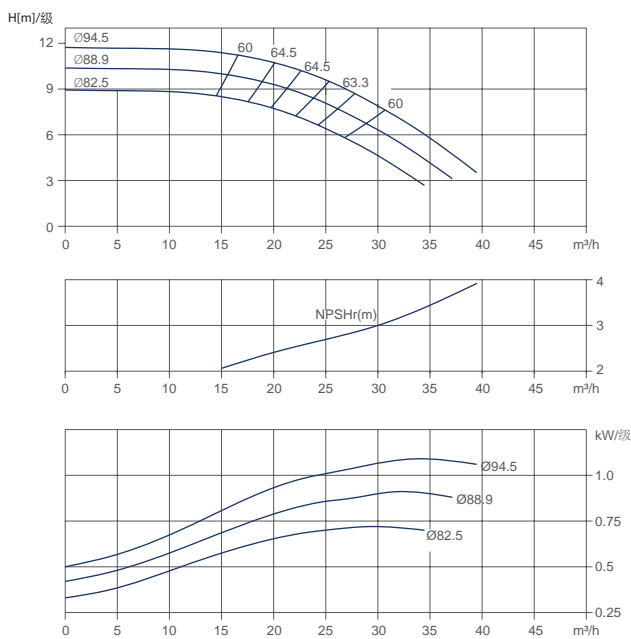
MVN - 05 - 20 - 03

03	叶轮级数: 3	Impeller stage: 3
20	额定流量: 20m ³ /h	Rated flow: 20m ³ /h
05	机座号: 5英寸	Frame No.: 5 inch
MVN	长轴多段透平泵	MVN Long-Axle Sectional Turbine Pump

性能参数 Performance parameters



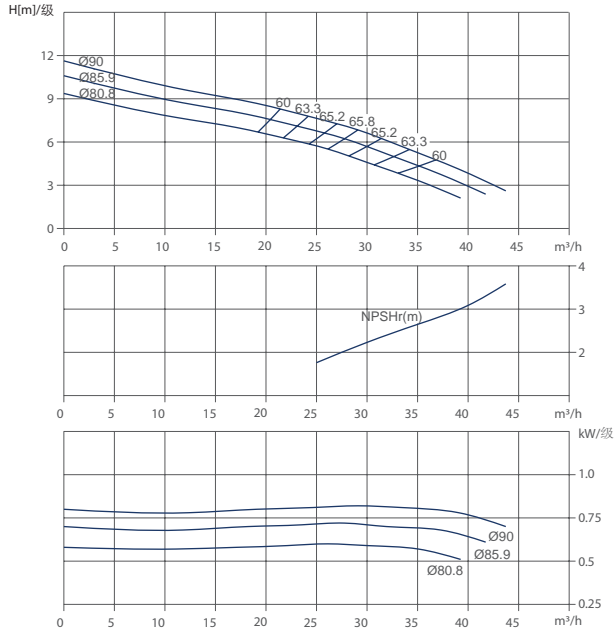
泵型号 Type	额定功率 Power		流量 Q(m³/h)				
	kW	hp	8	12	16	20*	24
			扬程 Head(m)				
MVN-05-20-06	5.5	7.5	72	66	60	51	39
MVN-05-20-07	5.5	7.5	84	77	70	60	46
MVN-05-20-08	7.5	10	96	88	80	68	52
MVN-05-20-09	7.5	10	108	99	90	77	59
MVN-05-20-10	11	15	120	110	100	85	65
MVN-05-20-11	11	15	132	121	110	94	72
MVN-05-20-12	11	15	144	132	120	102	78
MVN-05-20-13	11	15	156	143	130	111	85
MVN-05-20-14	15	20	168	154	140	119	91
MVN-05-20-15	15	20	180	165	150	128	98
MVN-05-20-16	15	20	192	176	160	136	104
MVN-05-20-17	15	20	204	187	170	145	111
MVN-05-20-18	15	20	216	198	180	153	117



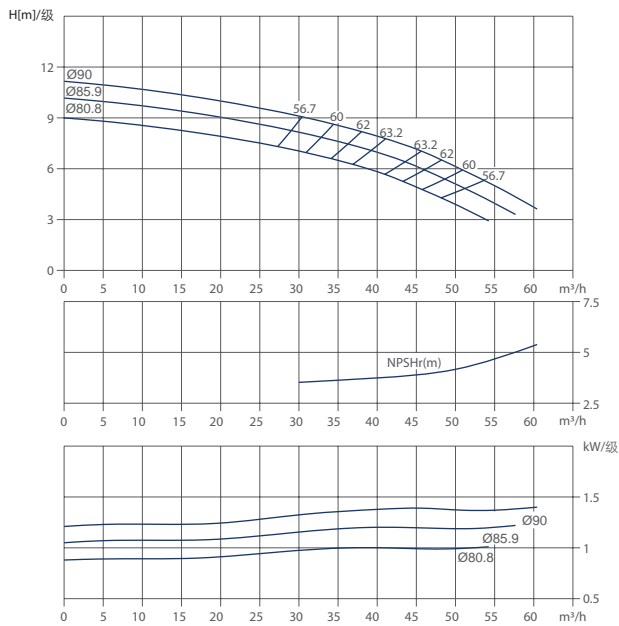
泵型号 Type	额定功率 Power		流量 Q(m³/h)					
	kW	hp	10	15	20	25*	30	35
			扬程 Head(m)					
MVN-05-25-04	5.5	7.5	47	46	43	38	3	23
MVN-05-25-05	7.5	10	59	57	54	48	40	29
MVN-05-25-06	7.5	10	70	68	64	57	47	35
MVN-05-25-07	11	15	82	80	75	67	55	41
MVN-05-25-08	11	15	94	91	86	76	63	46
MVN-05-25-09	11	15	105	103	96	86	71	52
MVN-05-25-10	15	20	117	114	107	95	79	58
MVN-05-25-11	15	20	129	125	118	105	87	64
MVN-05-25-12	15	20	140	137	128	114	95	70
MVN-05-25-13	15	20	152	148	139	124	103	75



性能参数 Performance parameters

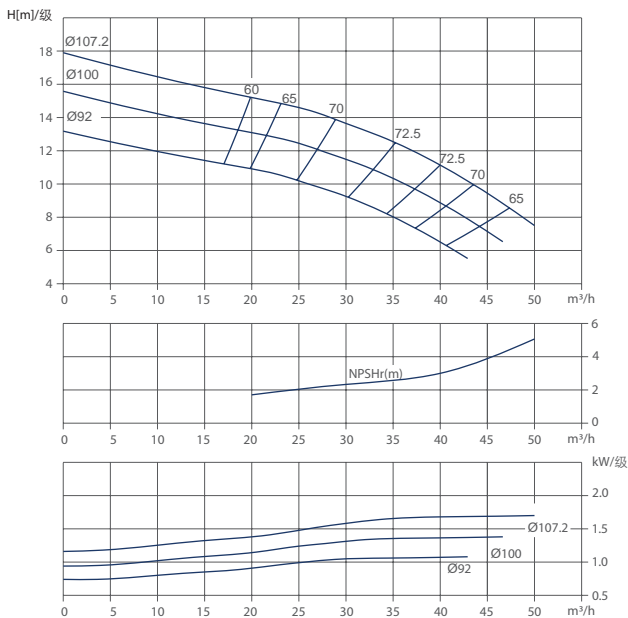


泵型号 Type	额定功率 Power		流量 Q(m³/h)						
	kW	hp	10	15	20	25	30*	35	40
MVN-05-30-05	5.5	7.5	49	46	43	39	33	27	20
MVN-05-30-06	5.5	7.5	59	55	51	46	40	32	23
MVN-05-30-07	7.5	11	69	64	60	54	46	38	27
MVN-05-30-08	7.5	11	78	74	68	62	53	43	31
MVN-05-30-09	11	15	88	83	77	69	59	49	35
MVN-05-30-10	11	15	98	92	85	77	66	54	39
MVN-05-30-11	11	15	108	101	94	85	73	59	43
MVN-05-30-12	15	20	118	110	102	92	79	65	47
MVN-05-30-13	15	20	127	120	111	100	86	70	51
MVN-05-30-14	15	20	137	129	119	108	92	76	55
MVN-05-30-15	15	20	147	138	128	116	99	81	59
MVN-05-30-16	18.5	25	157	147	136	123	106	86	62
MVN-05-30-17	18.5	25	167	156	145	131	112	92	66

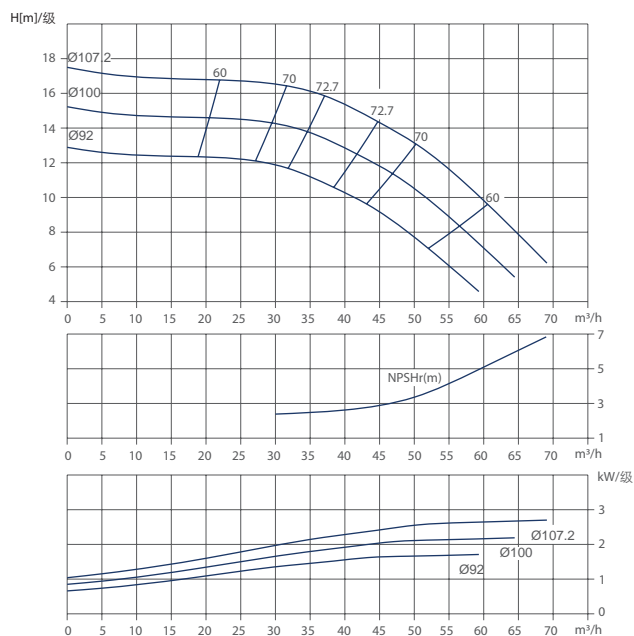


泵型号 Type	额定功率 Power		流量 Q(m³/h)								
	kW	hp	15	20	25	30	35	40	45*	50	55
MVN-05-45-03	5.5	7.5	31	30	29	27	26	24	22	19	15
MVN-05-45-04	7.5	10	42	40	38	36	34	32	29	25	20
MVN-05-45-05	11	15	52	50	48	46	43	40	36	31	25
MVN-05-45-06	11	15	62	60	58	55	52	47	43	37	30
MVN-05-45-07	11	15	73	70	67	64	60	55	50	43	35
MVN-05-45-08	15	20	83	80	77	73	69	63	58	50	40
MVN-05-45-09	15	20	94	90	86	82	77	71	65	56	45
MVN-05-45-10	15	20	104	100	96	91	86	79	72	62	50

性能参数 Performance parameters



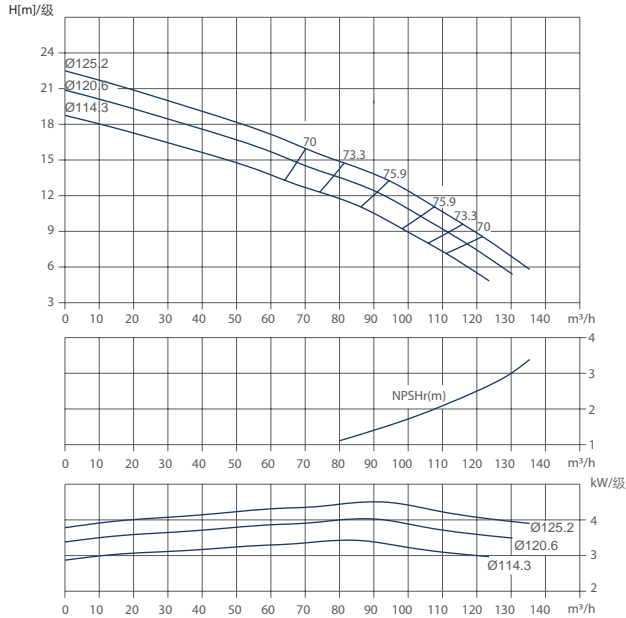
泵型号 Type	额定功率 Power		流量 Q(m³/h)						
	kW	hp	10	20	25	30	35*	40	45
			扬程 Head(m)						
MVN-06-35-03	5.5	7.5	47	46	44	41	38	34	28
MVN-06-35-04	7.5	10	63	61	58	55	50	45	38
MVN-06-35-05	11	15	79	76	73	69	63	56	47
MVN-06-35-06	11	15	95	91	88	82	76	67	57
MVN-06-35-07	15	20	111	106	102	96	88	78	66
MVN-06-35-08	15	20	126	122	117	110	101	89	76
MVN-06-35-09	18.5	25	142	137	131	123	113	100	85
MVN-06-35-10	18.5	25	158	152	146	137	126	112	95



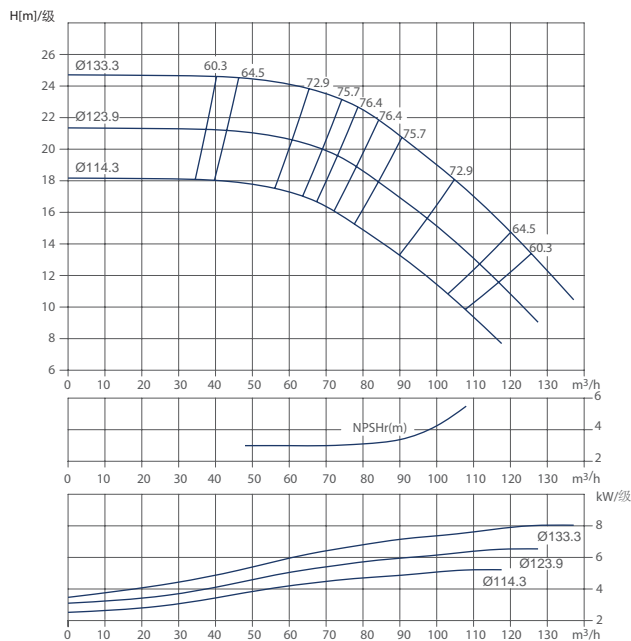
泵型号 Type	额定功率 Power		流量 Q(m³/h)							
	kW	hp	20	30	35	40	45*	50	55	60
			扬程 Head(m)							
MVN-06-45-02	5.5	7.5	34	33	32	31	29	26	23	20
MVN-06-45-03	11	15	51	50	49	46	43	40	35	30
MVN-06-45-04	11	15	67	66	65	62	57	53	47	39
MVN-06-45-05	15	20	84	83	81	77	72	66	59	49
MVN-06-45-06	18.5	25	101	99	97	92	86	79	70	59
MVN-06-45-07	18.5	25	118	116	113	108	101	92	82	69
MVN-06-45-08	22	30	135	132	129	123	115	105	94	79
MVN-06-45-09	30	40	152	149	145	139	129	118	105	89
MVN-06-45-10	30	40	169	165	162	154	144	132	117	99



性能参数 Performance parameters

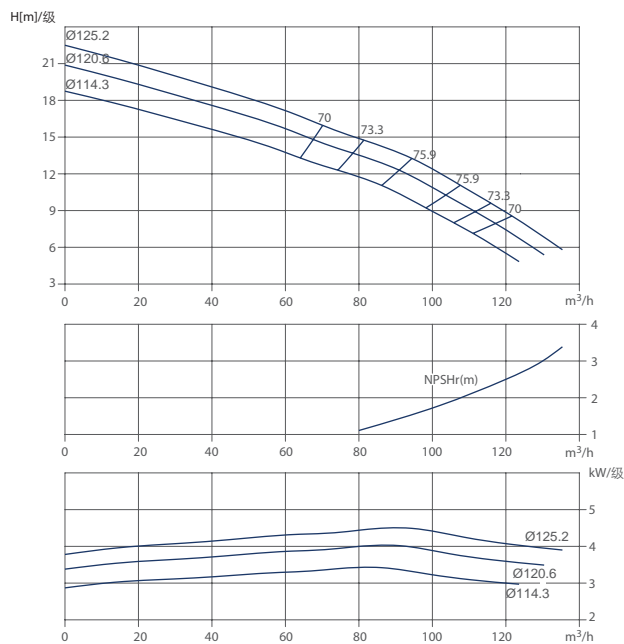


泵型号 Type	额定功率 Power		流量 Q(m³/h)						
	kW	hp	25	35	45	55*	65	75	85
			扬程 Head(m)						
MVN-07-55-02	11	15	49	46	44	41	36	30	25
MVN-07-55-03	15	20	73	70	66	61	53	45	37
MVN-07-55-04	18.5	25	97	93	88	81	71	60	49
MVN-07-55-05	22	30	121	116	110	101	89	75	61
MVN-07-55-06	30	40	146	139	132	122	107	90	74
MVN-07-55-07	37	50	170	162	154	142	124	105	86
MVN-07-55-08	37	50	194	186	176	162	142	120	98
MVN-07-55-09	45	60	218	209	198	182	160	135	110
MVN-07-55-10	45	60	243	232	220	203	178	150	123

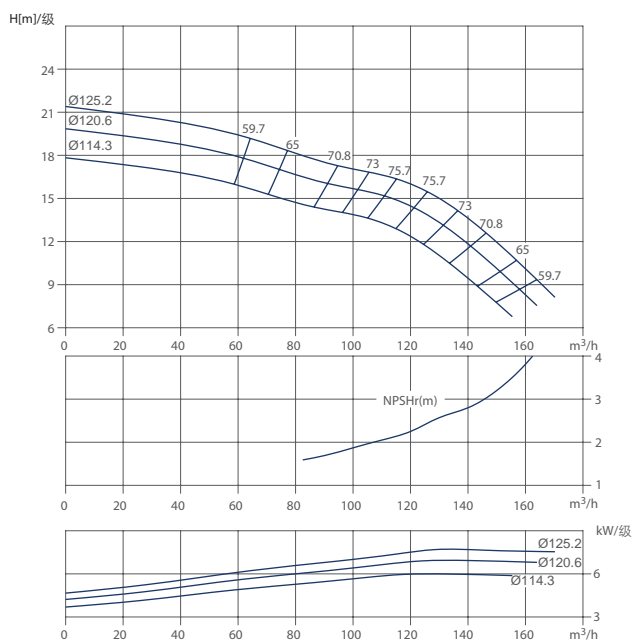


泵型号 Type	额定功率 Power		流量 Q(m³/h)								
	kW	hp	40	50	60	70	80*	90	100	110	120
			扬程 Head(m)								
MVN-07-80-01	7.5	10	25	24	24	24	23	21	19	17	15
MVN-07-80-02	15	20	49	49	48	47	45	42	38	34	30
MVN-07-80-03	22	30	74	73	72	71	68	63	57	51	44
MVN-07-80-04	30	40	98	98	96	94	90	84	76	68	59
MVN-07-80-05	37	50	123	122	121	118	123	105	95	85	74
MVN-07-80-06	45	60	148	146	145	142	135	125	114	102	89
MVN-07-80-07	55	75	172	171	169	165	158	146	133	119	104
MVN-07-80-08	55	75	197	195	193	189	180	167	152	136	118

性能参数 Performance parameters



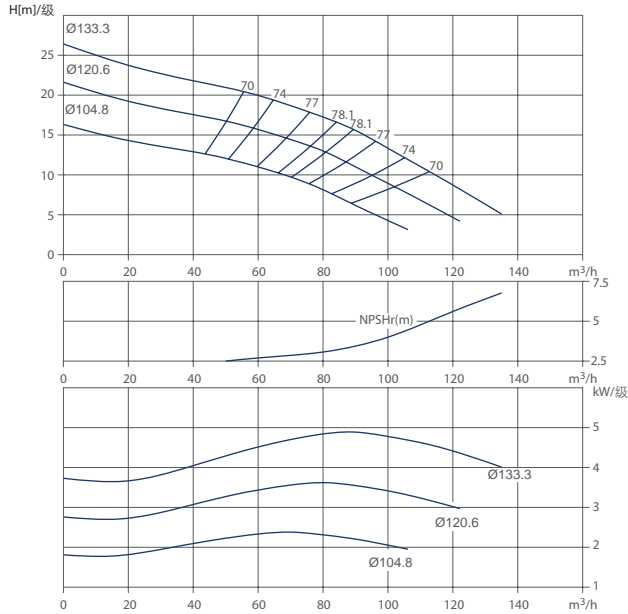
泵型号 Type	额定功率 Power		流量 Q(m³/h)									
	kW	hp	40	50	60	70	80	90	100*	110	120	130
			扬程 Head(m)									
MVN-07-100-02	11	15	38	36	34	32	30	28	25	21	18	14
MVN-07-100-03	15	20	57	55	52	48	45	41	38	32	26	21
MVN-07-100-04	22	30	76	73	69	64	60	55	50	43	35	28
MVN-07-100-05	30	40	96	91	86	80	75	69	63	54	44	35
MVN-07-100-06	37	50	115	109	103	96	89	83	75	64	53	42
MVN-07-100-07	37	50	134	127	120	112	104	97	88	75	62	49
MVN-07-100-08	45	60	153	146	138	128	119	110	100	86	70	56
MVN-07-100-09	45	60	172	164	155	144	134	124	113	96	79	63



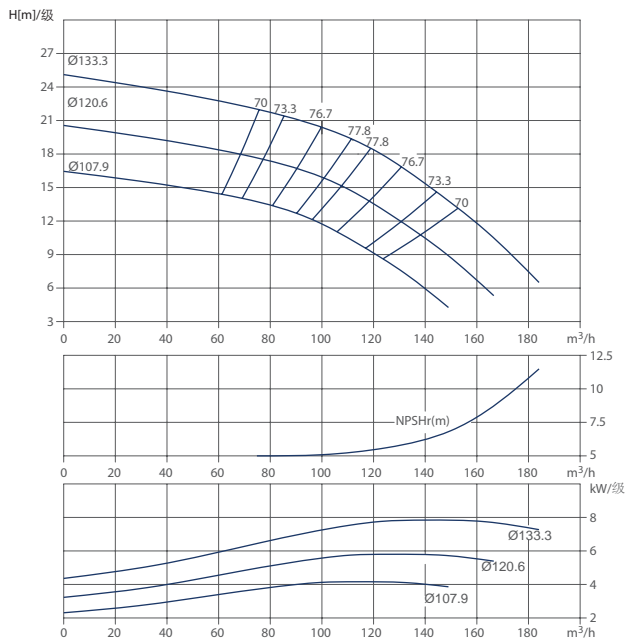
泵型号 Type	额定功率 Power		流量 Q(m³/h)												
	kW	hp	60	70	80	90	100	110	120*	130	140	150	160		
			扬程 Head(m)												
MVN-07-120-02	15	20	39	38	36	35	34	33	32	30	28	24	20		
MVN-07-120-03	22	30	58	57	54	53	51	50	48	45	41	36	31		
MVN-07-120-04	30	40	78	76	73	70	68	67	64	60	55	48	41		
MVN-07-120-05	37	50	97	95	91	88	86	83	80	75	69	60	51		
MVN-07-120-06	45	60	117	113	109	105	103	100	96	90	82	72	61		
MVN-07-120-07	55	75	136	132	127	123	120	117	112	105	96	84	71		
MVN-07-120-08	55	75	156	151	145	140	137	133	128	120	110	96	82		
MVN-07-120-09	75	100	175	170	163	158	154	150	144	135	124	108	92		
MVN-07-120-10	75	100	194	189	181	175	171	167	160	150	137	120	102		



性能参数 Performance parameters

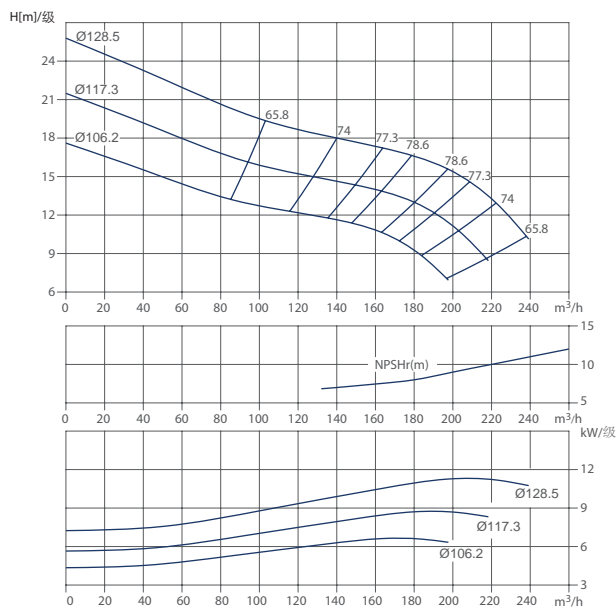


泵型号 Type	额定功率 Power		流量 Q(m³/h)							
	kW	hp	50	60	70	80	90*	100	110	120
			扬程 Head(m)							
MVN-08-90-02	11	15	42	40	37	35	31	27	22	17
MVN-08-90-03	18.5	25	63	60	56	52	47	40	33	26
MVN-08-90-04	22	30	84	80	75	69	62	54	44	35
MVN-08-90-05	30	40	105	100	94	87	78	67	55	44
MVN-08-90-06	37	50	126	120	112	104	93	80	66	52
MVN-08-90-07	37	50	147	140	131	121	109	94	77	61
MVN-08-90-08	45	60	168	160	150	138	124	107	88	70
MVN-08-90-09	55	75	189	180	168	156	140	121	99	78
MVN-08-90-10	55	75	210	200	187	173	155	134	110	87

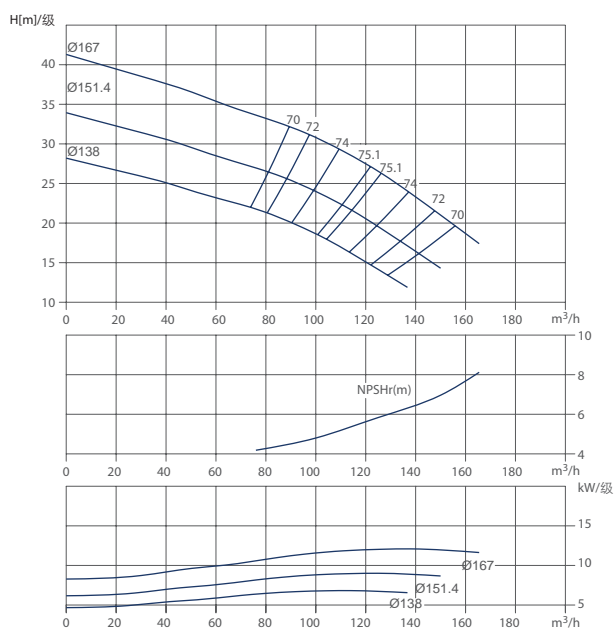


泵型号 Type	额定功率 Power		流量 Q(m³/h)													
	kW	hp	70	80	90	100	110	120*	130	140	150	160	170			
			扬程 Head(m)													
MVN-08-120-02	18.5	25	45	43	42	41	39	37	34	31	27	24	20			
MVN-08-120-03	30	40	67	65	64	62	59	55	51	46	41	36	29			
MVN-08-120-04	37	40	89	87	85	82	78	74	68	62	55	48	39			
MVN-08-120-05	45	60	112	109	106	103	98	92	85	77	69	60	49			
MVN-08-120-06	55	75	134	130	127	123	117	110	102	92	82	72	59			
MVN-08-120-07	75	100	156	152	148	144	137	129	119	108	96	84	69			
MVN-08-120-08	75	100	178	174	170	164	156	147	136	123	110	96	78			
MVN-08-120-09	75	100	201	195	191	185	176	166	153	139	123	108	88			

性能参数 Performance parameters



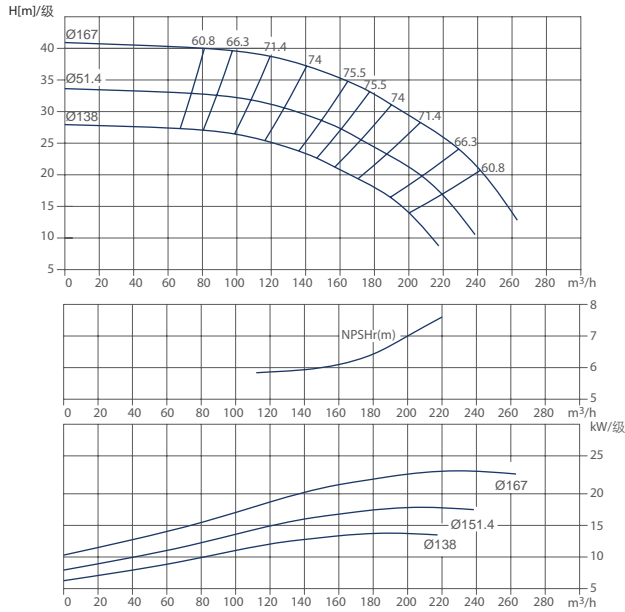
泵型号 Type	额定功率 Power		流量 Q(m³/h)							
			100	120	140	160	180*	200	220	240
	kW	hp	扬程 Head(m)							
MVN-08-180-02	22	30	39	37	36	35	33	31	27	20
MVN-08-180-03	37	50	59	56	54	52	50	46	40	30
MVN-08-180-04	45	60	78	74	72	70	67	62	53	40
MVN-08-180-05	55	75	98	93	90	87	83	77	67	50
MVN-08-180-06	75	100	117	112	108	104	100	93	80	59
MVN-08-180-07	75	100	137	130	126	122	116	108	93	69



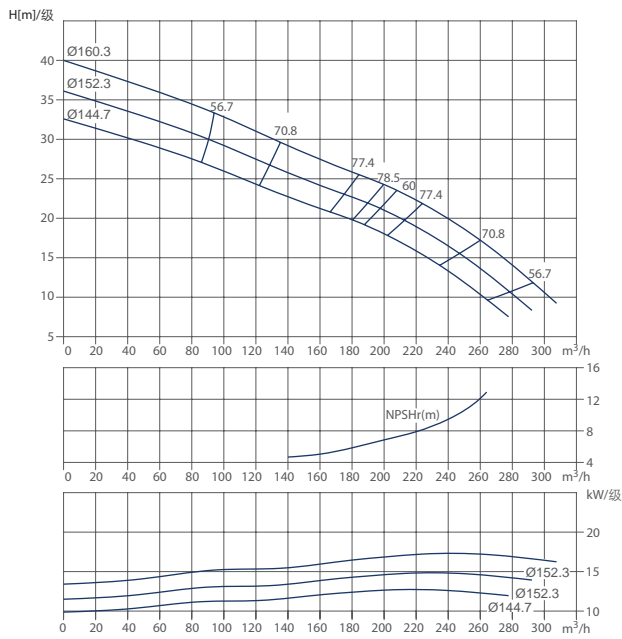
泵型号 Type	额定功率 Power		流量 Q(m³/h)												
			70	80	90	100	110	120*	130	140	150	160			
	kW	hp	扬程 Head(m)												
MVN-09-120-01	15	20	34	33	32	31	29	28	26	23	21	19			
MVN-09-120-02	30	40	69	66	64	62	59	55	51	47	42	38			
MVN-09-120-03	45	60	103	100	96	92	88	83	77	70	63	56			
MVN-09-120-04	55	75	138	133	128	123	117	110	102	94	84	75			
MVN-09-120-05	75	100	172	166	161	154	147	138	128	117	105	94			
MVN-09-120-06	90	125	206	199	193	185	176	165	153	140	126	113			
MVN-09-120-07	90	125	241	232	225	216	205	193	179	164	147	132			



性能参数 Performance parameters

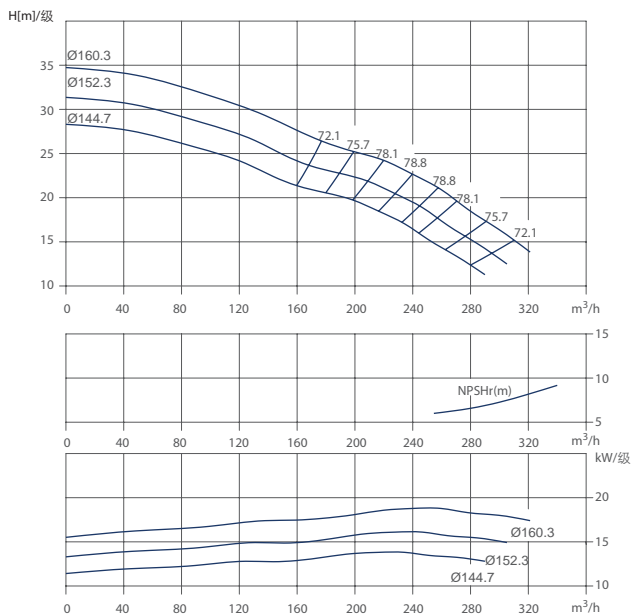


泵型号 Type	额定功率 Power		流量 Q(m³/h)											
	kW	hp	扬程 Head(m)											
			80	100	120	140	160	180*	200	220	240	260		
MVN-09-180-01	30	40	40	40	39	37	35	33	30	26	21	14		
MVN-09-180-02	55	75	80	79	78	75	71	66	59	52	42	28		
MVN-09-180-03	75	100	120	119	116	112	106	99	89	78	63	42		
MVN-09-180-04	90	125	160	158	155	149	142	132	118	104	84	56		
MVN-09-180-05	132	175	200	198	194	187	177	165	148	130	105	70		
MVN-09-180-06	132	175	240	238	233	224	212	198	177	156	126	84		

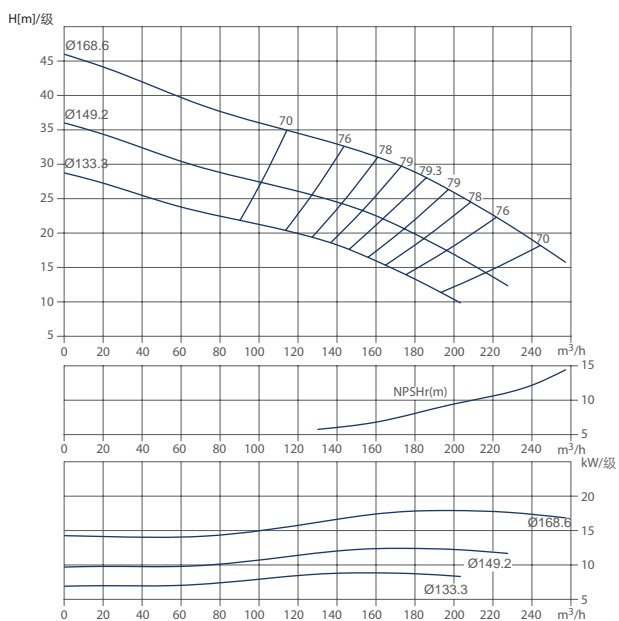


泵型号 Type	额定功率 Power		流量 Q(m³/h)											
	kW	hp	扬程 Head(m)											
			100	120	140	160	180	200*	220	240	260	280		
MVN-09-200-01	18.5	25	33	31	29	28	26	24	22	20	17	14		
MVN-09-200-02	37	50	66	62	59	55	52	49	45	40	34	28		
MVN-09-200-03	55	75	99	93	88	83	78	73	67	60	52	42		
MVN-09-200-04	75	100	132	124	117	110	104	97	90	80	69	56		
MVN-09-200-05	90	125	165	155	147	138	130	122	112	100	86	71		
MVN-09-200-06	110	150	198	186	176	165	156	146	134	120	103	85		
MVN-09-200-07	132	175	231	217	205	193	182	170	157	140	120	99		

性能参数 Performance parameters



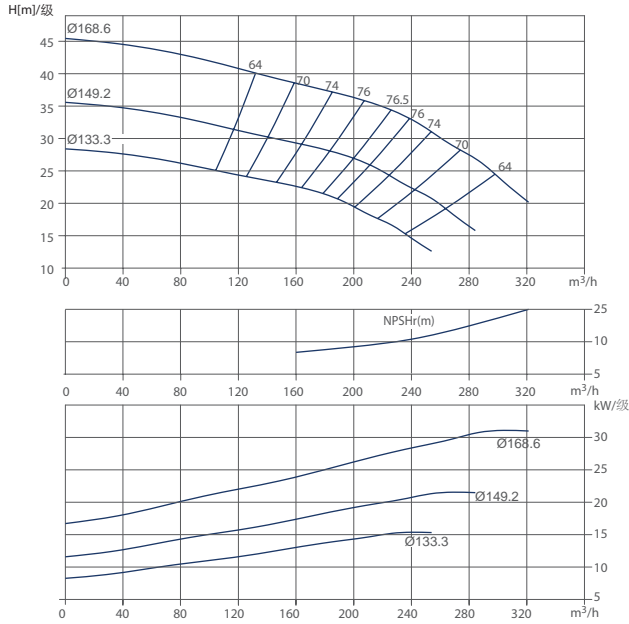
泵型号 Type	额定功率 Power		流量 Q(m³/h)									
	kW	hp	130	150	170	190	210	230	250*	270	290	310
			扬程 Head(m)									
MVN-09-250-01	22	30	30	29	27	26	25	24	22	20	17	15
MVN-09-250-02	45	60	60	57	54	51	49	47	44	39	35	30
MVN-09-250-03	75	100	89	86	81	77	74	71	66	59	52	46
MVN-09-250-04	90	125	119	114	108	102	99	94	88	78	70	61
MVN-09-250-05	110	150	149	143	135	128	124	118	110	98	87	76
MVN-09-250-06	132	175	179	171	161	154	148	142	132	118	104	91
MVN-09-250-07	150	200	209	200	188	179	173	165	154	137	122	106



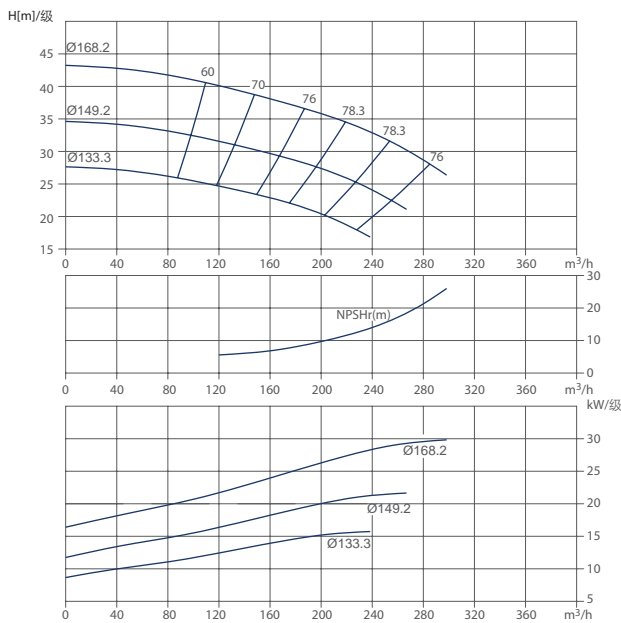
泵型号 Type	额定功率 Power		流量 Q(m³/h)								
	kW	hp	80	100	120	140	160	180*	200	220	240
			扬程 Head(m)								
MVN-10-180-01	22	30	38	36	35	33	31	29	26	23	19
MVN-10-180-02	45	60	75	72	69	66	62	58	52	45	38
MVN-10-180-03	75	100	113	108	104	99	93	87	78	68	57
MVN-10-180-04	90	125	151	144	138	132	124	116	104	90	76
MVN-10-180-05	110	150	189	180	173	165	156	145	130	113	95
MVN-10-180-06	132	175	226	216	208	198	187	174	156	136	114
MVN-10-180-07	160	200	264	252	242	231	218	203	182	158	133



性能参数 Performance parameters

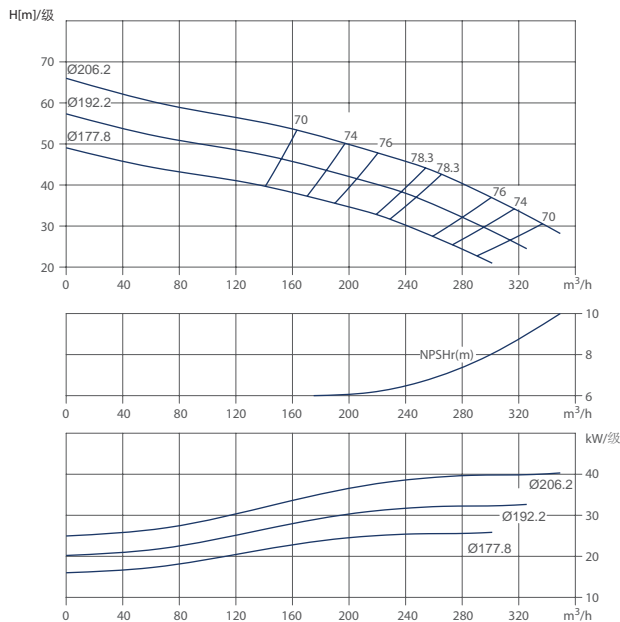


泵型号 Type	额定功率 Power		流量 Q(m³/h)											
	kW	hp	扬程 Head(m)											
			110	130	150	170	190	210*	230	250	270	290		
MVN-10-210-01	37	50	41	40	39	38	37	36	34	32	29	26		
MVN-10-210-02	75	100	83	80	78	76	74	71	68	63	57	52		
MVN-10-210-03	110	150	124	120	117	114	111	107	102	95	86	78		
MVN-10-210-04	132	175	166	160	156	152	148	142	136	126	115	104		
MVN-10-210-05	150	200	207	201	195	190	185	178	170	158	144	130		

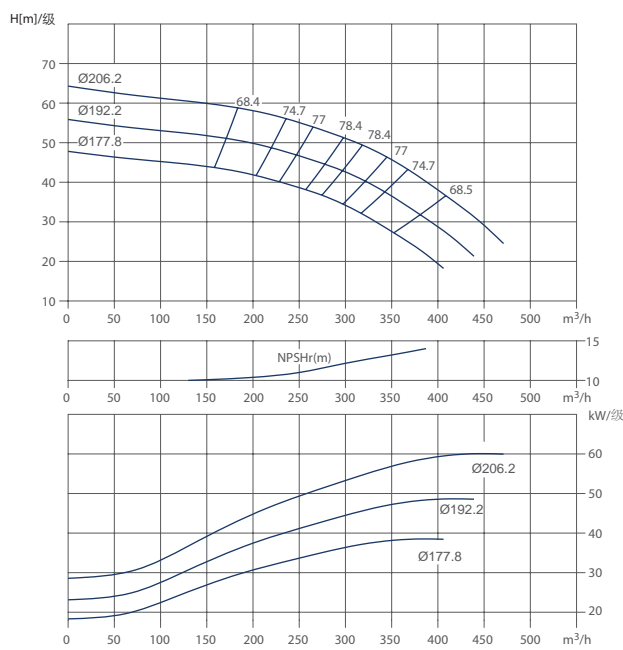


泵型号 Type	额定功率 Power		流量 Q(m³/h)											
	kW	hp	扬程 Head(m)											
			120	140	160	180	200	220	240*	260	280	300		
MVN-10-240-01	37	50	40	39	38	37	36	35	33	31	29	26		
MVN-10-240-02	75	100	80	78	76	74	72	69	66	62	57	52		
MVN-10-240-03	110	150	120	117	114	111	107	104	99	93	86	78		
MVN-10-240-04	132	175	160	156	152	148	143	138	132	124	115	104		
MVN-10-240-05	150	200	200	196	191	185	179	173	165	155	144	130		

性能参数 Performance parameters



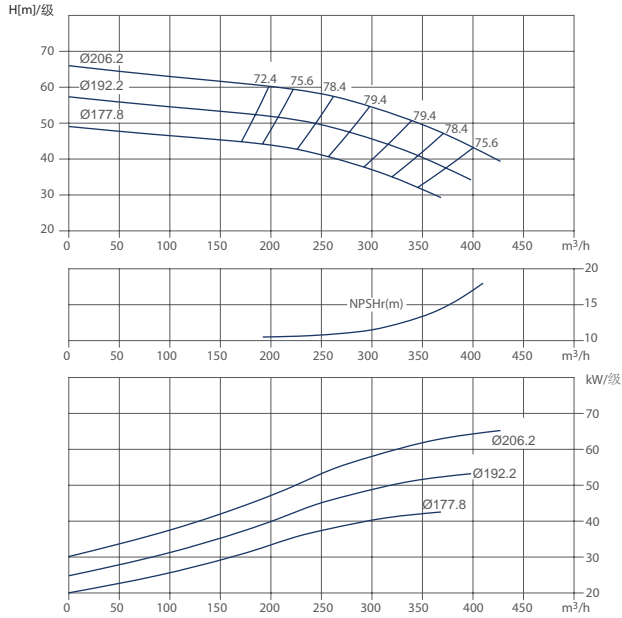
泵型号 Type	额定功率 Power		流量 Q(m³/h)									
	kW	hp	160	180	200	220	240	260*	280	300	320	340
			扬程 Head(m)									
MVN-11-260-01	45	60	54	52	50	48	46	43	40	37	34	30
MVN-11-260-02	90	125	107	104	100	96	92	87	81	74	67	60
MVN-11-260-03	132	175	161	156	150	144	138	130	121	111	101	90
MVN-11-260-04	185	250	214	208	200	192	184	174	162	148	134	120
MVN-11-260-05	225	300	268	260	250	240	230	217	202	185	168	150



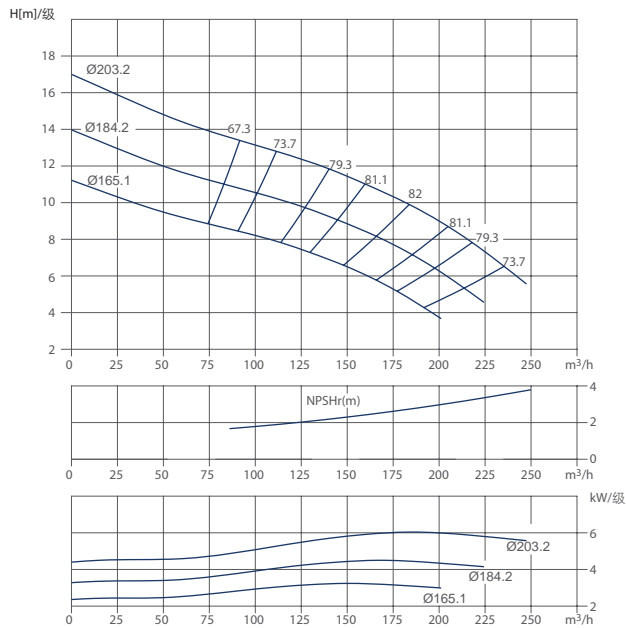
泵型号 Type	额定功率 Power		流量 Q(m³/h)									
	kW	hp	175	200	225	250	275	300*	325	350	375	400
			扬程 Head(m)									
MVN-11-300-01	75	100	59	58	57	55	53	51	49	46	42	38
MVN-11-300-02	132	175	118	116	114	110	106	102	98	91	84	76
MVN-11-300-03	185	250	177	174	171	165	159	153	147	137	126	114
MVN-11-300-04	263	350	236	232	228	220	212	204	195	182	168	152



性能参数 Performance parameters

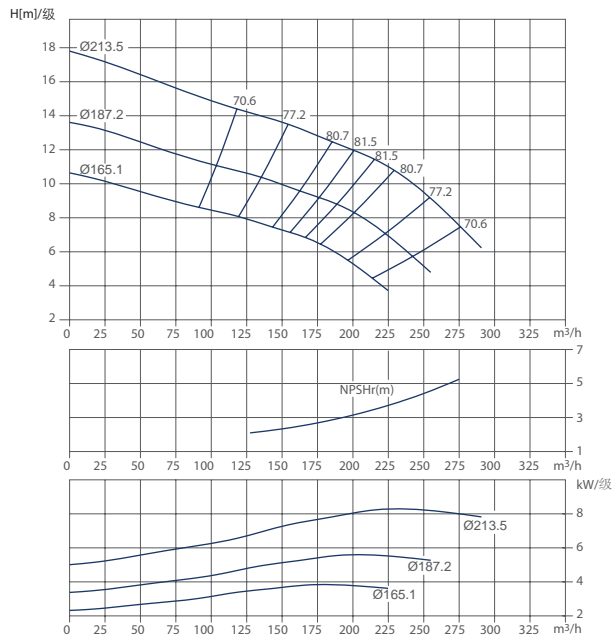


泵型号 Type	额定功率 Power		流量 Q(m³/h)									
	kW	hp	200	225	250	275	300	325*	350	375	400	425
			扬程 Head(m)									
MVN-11-325-01	75	100	60	59	58	56	54	52	50	47	43	40
MVN-11-325-02	132	175	120	119	116	113	109	104	99	93	87	80
MVN-11-325-03	225	300	180	178	175	169	163	156	149	140	130	120
MVN-11-325-04	263	350	240	238	233	226	218	208	198	186	174	160

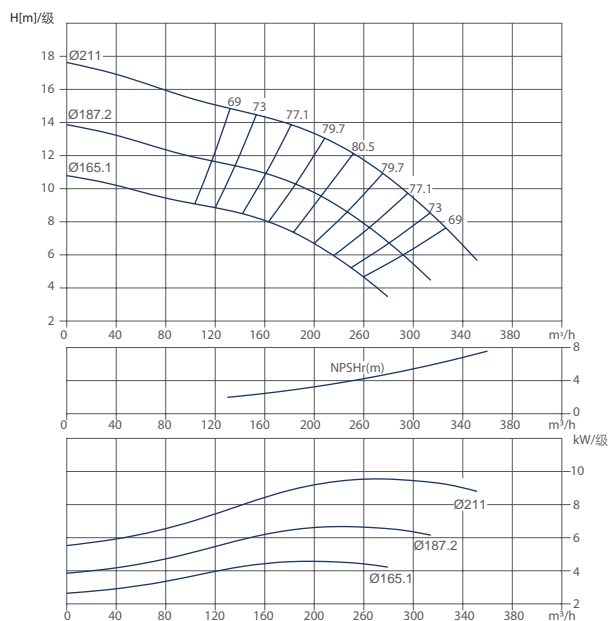


泵型号 Type	额定功率 Power		流量 Q(m³/h)									
	kW	hp	80	100	120	140	160	180*	200	220	240	
			扬程 Head(m)									
MVN-12-180-02	15	20	28	26	25	24	22	20	18	15	12	
MVN-12-180-03	22	30	41	40	38	36	33	30	27	23	18	
MVN-12-180-04	30	40	55	53	50	47	44	40	36	30	25	
MVN-12-180-05	37	50	69	66	63	59	55	50	45	38	31	
MVN-12-180-06	45	60	83	79	75	71	66	61	54	46	37	
MVN-12-180-07	55	75	96	92	88	83	77	71	63	53	43	
MVN-12-180-08	55	75	110	105	101	95	88	81	72	61	49	
MVN-12-180-09	75	100	124	118	113	107	99	91	81	68	55	
MVN-12-180-10	75	100	138	132	126	118	110	101	90	76	61	
MVN-12-180-11	75	100	151	145	138	130	121	111	99	84	67	
MVN-12-180-12	90	125	165	158	151	142	132	121	108	91	73	
MVN-12-180-13	90	125	179	171	163	154	143	131	117	99	80	
MVN-12-180-14	90	125	193	184	176	166	154	141	126	106	86	

性能参数 Performance parameters



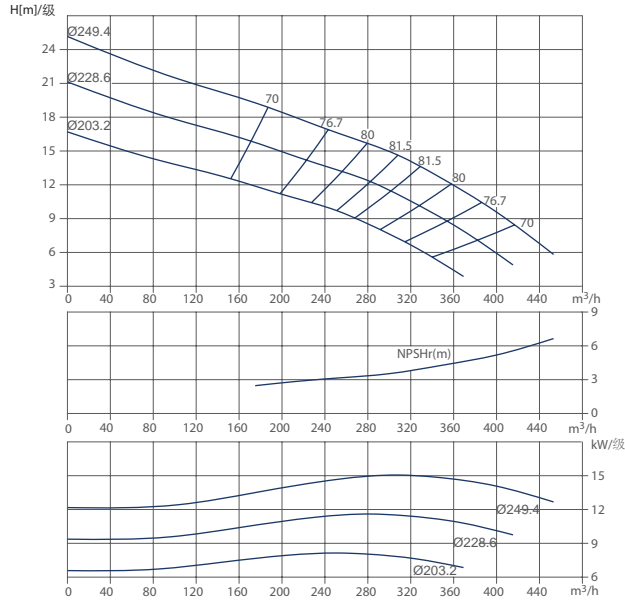
泵型号 Type	额定功率 Power		流量 Q(m³/h)							
	kW	hp	100	125	150	175	200*	225	250	275
			扬程 Head(m)							
MVN-12-200-02	22	30	30	29	27	26	24	22	19	15
MVN-12-200-03	30	40	45	43	41	38	36	33	28	23
MVN-12-200-04	37	50	60	57	54	51	48	44	38	30
MVN-12-200-05	45	60	74	71	68	64	60	55	47	38
MVN-12-200-06	55	75	89	85	82	77	72	66	57	45
MVN-12-200-07	75	100	104	100	95	90	84	77	66	53
MVN-12-200-08	75	100	119	114	109	102	96	88	76	60
MVN-12-200-09	90	125	134	128	122	115	108	99	85	68
MVN-12-200-10	90	125	149	142	136	128	120	110	95	75
MVN-12-200-11	110	150	164	157	150	141	132	121	104	83
MVN-12-200-12	110	150	179	171	163	154	144	133	114	90
MVN-12-200-13	110	150	193	185	177	166	156	144	123	98



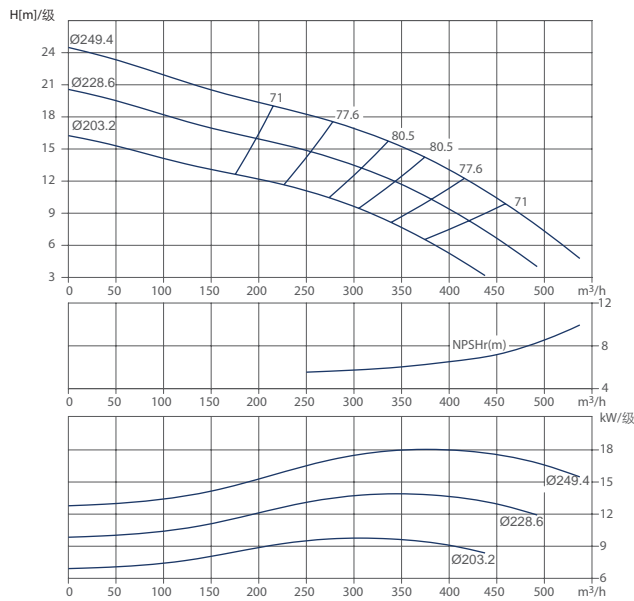
泵型号 Type	额定功率 Power		流量 Q(m³/h)									
	kW	hp	120	140	160	180	200	220*	240	260	280	300
			扬程 Head(m)									
MVN-12-220-02	22	30	30	29	29	28	27	25	24	21	19	16
MVN-12-220-03	37	50	45	44	43	42	40	38	35	32	28	24
MVN-12-220-04	45	60	60	59	58	56	53	51	47	43	38	32
MVN-12-220-05	55	75	75	74	72	69	67	63	59	53	47	40
MVN-12-220-06	75	100	91	88	86	83	80	76	71	64	57	48
MVN-12-220-07	75	100	106	103	101	97	94	89	83	75	66	56
MVN-12-220-08	90	125	121	118	115	111	107	101	94	85	76	64
MVN-12-220-09	110	150	136	133	130	125	120	114	106	96	85	72
MVN-12-220-10	110	150	151	147	144	139	134	126	118	107	94	80
MVN-12-220-11	110	150	166	162	158	153	147	139	130	118	104	88
MVN-12-220-12	132	175	181	177	173	167	160	152	142	128	113	96
MVN-12-220-13	132	175	196	191	187	180	174	164	153	139	123	104



性能参数 Performance parameters

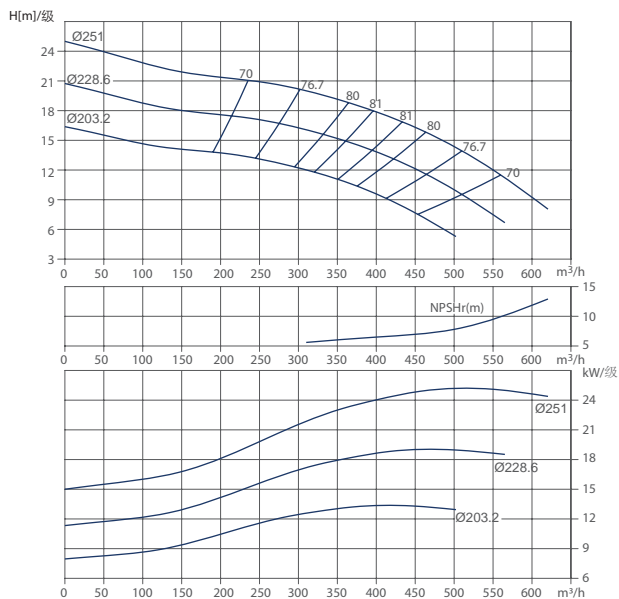


泵型号 Type	额定功率 Power		流量 Q(m³/h)								
	kW	hp	180	220	260	280	300	320*	340	360	400
			扬程 Head(m)								
MVN-14-320-02	37	50	38	35	33	31	30	28	26	24	19
MVN-14-320-03	55	75	58	53	49	47	45	42	39	36	29
MVN-14-320-04	75	100	77	71	66	62	60	56	52	48	38
MVN-14-320-05	90	125	96	89	82	78	75	71	65	60	48
MVN-14-320-06	110	150	115	106	98	94	90	85	78	72	58
MVN-14-320-07	132	175	134	124	115	109	105	99	91	84	67
MVN-14-320-08	132	175	153	142	131	125	120	113	104	96	77
MVN-14-320-09	150	200	172	159	148	140	135	127	117	108	86
MVN-14-320-10	185	250	192	177	164	156	150	141	130	120	96
MVN-14-320-11	185	250	211	195	180	172	165	155	143	132	106
MVN-14-320-12	220	300	230	212	197	187	180	169	156	144	115
MVN-14-320-13	220	300	249	230	213	203	195	183	169	156	125

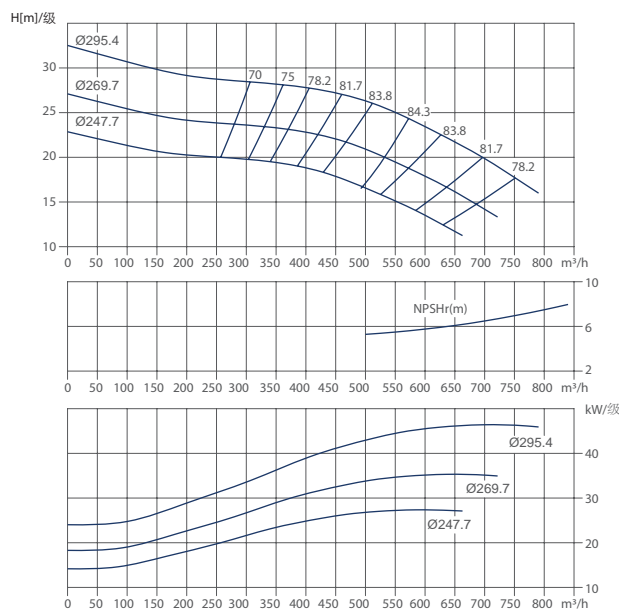


泵型号 Type	额定功率 Power		流量 Q(m³/h)								
	kW	hp	200	250	275	300	325	350*	375	400	450
			扬程 Head(m)								
MVN-14-350-02	45	60	39	37	35	34	32	31	29	26	21
MVN-14-350-03	75	100	58	55	53	51	49	46	43	39	32
MVN-14-350-04	90	125	78	73	70	68	65	62	57	52	42
MVN-14-350-05	110	150	97	92	88	85	81	77	72	66	53
MVN-14-350-06	132	175	116	110	106	101	97	92	86	79	63
MVN-14-350-07	150	200	136	128	123	118	113	108	100	92	74
MVN-14-350-08	185	250	155	146	141	135	130	123	114	105	84
MVN-14-350-09	185	250	175	165	158	152	146	139	129	118	95
MVN-14-350-10	220	300	194	183	176	169	162	154	143	131	105
MVN-14-350-11	220	300	213	201	194	186	178	169	157	144	116

性能参数 Performance parameters



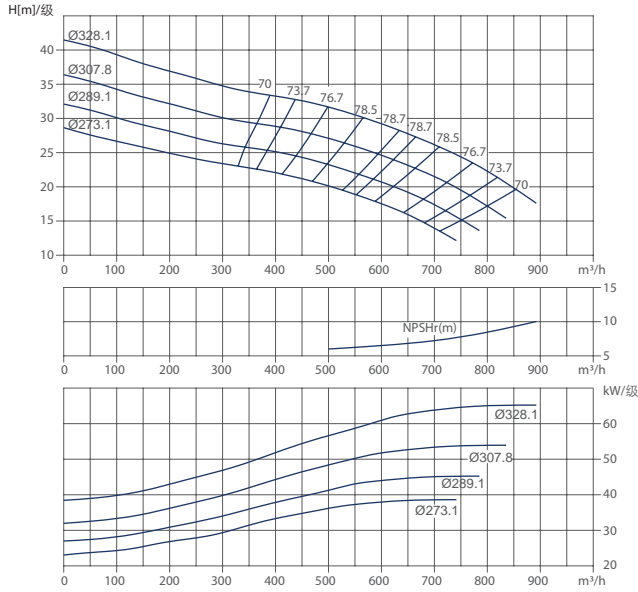
泵型号 Type	额定功率 Power		流量 Q(m³/h)												
	kW	hp	扬程 Head(m)												
			250	300	325	350	375	400*	425	450	500	550			
MVN-14-400-02	55	75	42	40	39	38	37	36	34	33	29	24			
MVN-14-400-03	90	125	63	61	59	57	56	54	52	49	44	36			
MVN-14-400-04	110	150	84	81	79	76	74	72	69	66	58	48			
MVN-14-400-05	132	175	105	101	99	96	93	90	86	82	73	60			
MVN-14-400-06	185	250	126	121	118	115	111	108	103	98	87	72			
MVN-14-400-07	185	250	147	141	138	134	130	126	120	115	102	84			
MVN-14-400-08	220	300	168	162	158	153	148	144	138	131	116	96			



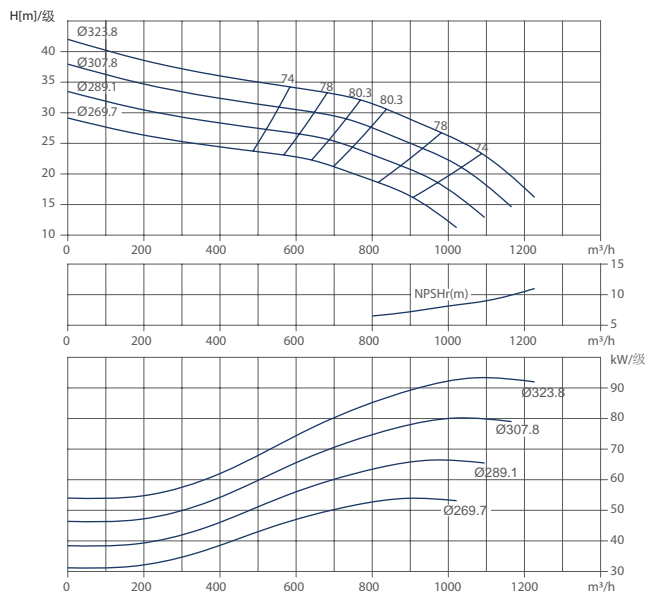
泵型号 Type	额定功率 Power		流量 Q(m³/h)												
	kW	hp	扬程 Head(m)												
			300	350	400	450	500	550*	600	650	700	750			
MVN-16-550-01	55	75	29	28	28	27	26	25	24	22	20	18			
MVN-16-550-02	110	150	57	56	56	54	53	50	47	44	40	36			
MVN-16-550-03	160	225	86	84	84	81	79	75	71	65	60	53			
MVN-16-550-04	185	250	114	112	112	108	105	100	94	87	80	71			
MVN-16-550-05	260	350	143	141	140	136	132	125	118	109	100	89			
MVN-16-550-06	315	400	171	169	167	163	158	150	141	131	120	107			
MVN-16-550-07	355	500	200	197	195	190	184	175	165	153	140	125			
MVN-16-550-08	400	550	228	225	223	217	210	200	188	174	160	142			



性能参数 Performance parameters

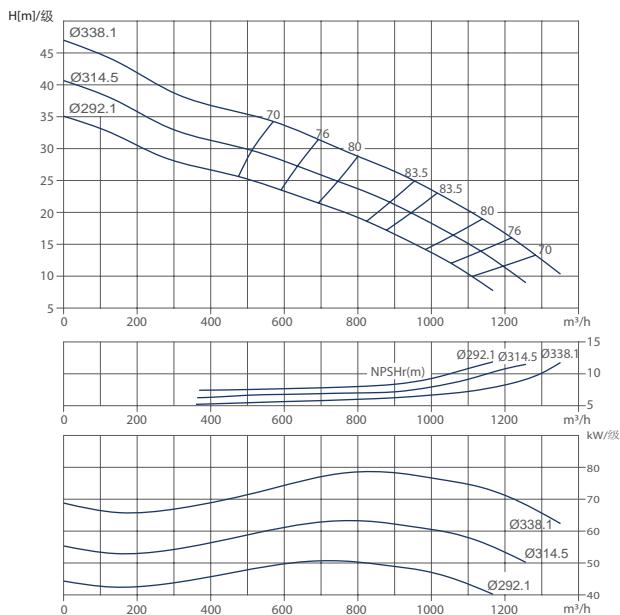


泵型号 Type	额定功率 Power		流量 Q(m³/h)									
	kW	hp	扬程 Head(m)									
			350	400	450	500	550	600	650*	700	750	800
MVN-18-650-01	75	100	34	33	33	32	31	29	28	26	25	22
MVN-18-650-02	150	200	68	66	65	63	61	58	56	52	49	45
MVN-18-650-03	220	300	102	100	98	95	92	88	83	79	74	67
MVN-18-650-04	315	450	136	133	130	126	122	117	111	105	98	89
MVN-18-650-05	355	500	170	166	163	158	153	146	139	131	123	112
MVN-18-650-06	400	550	204	199	195	190	183	175	167	157	147	134
MVN-18-650-07	450	600	238	232	228	221	214	204	195	183	172	156

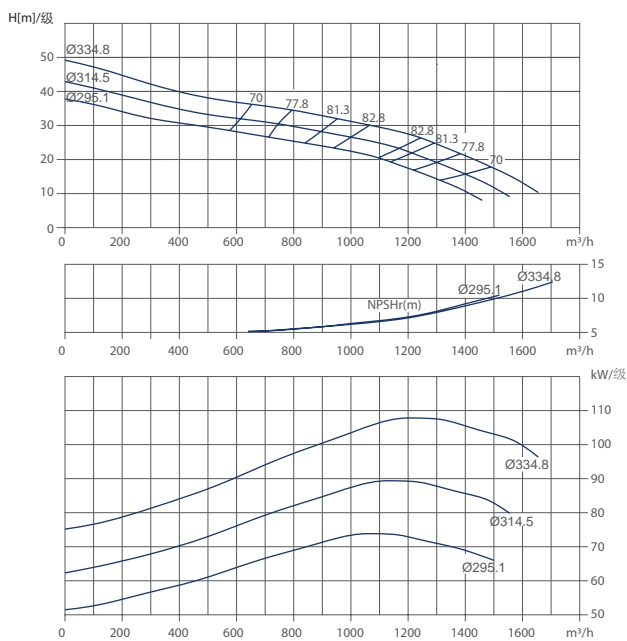


泵型号 Type	额定功率 Power		流量 Q(m³/h)									
	kW	hp	扬程 Head(m)									
			500	600	650	700	750	800*	850	900	1000	1100
MVN-18-800-01	110	150	35	34	34	33	33	32	30	29	26	23
MVN-18-800-02	220	300	70	68	67	66	65	63	61	58	53	46
MVN-18-800-03	315	450	105	102	101	99	98	95	91	87	79	69
MVN-18-800-04	400	550	140	136	134	132	130	126	121	116	105	92
MVN-18-800-05	450	600	175	170	168	165	163	158	152	145	132	115
MVN-18-800-06	560	750	210	204	202	198	195	189	182	174	158	138

性能参数 Performance parameters



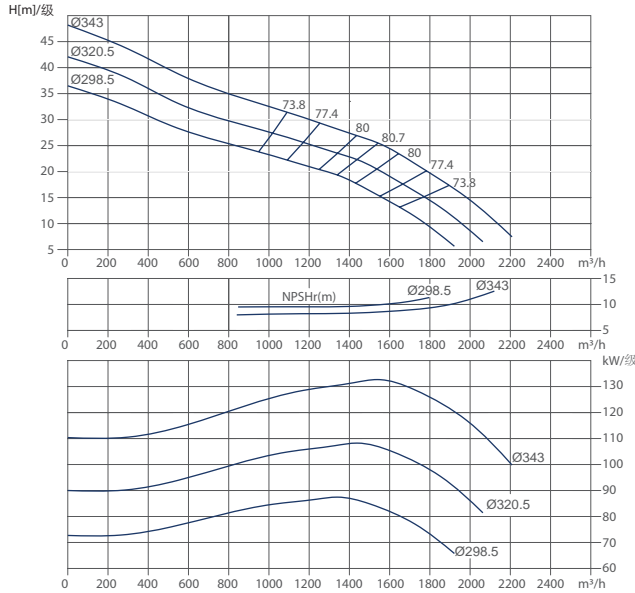
泵型号 Type	额定功率 Power		流量 Q(m³/h)									
	kW	hp	600	700	800	900	950	1000*	1050	1100	1200	1300
			扬程 Head(m)									
MVN-20-1000-01	90	125	34	31	29	27	25	24	22	20	17	13
MVN-20-1000-02	185	250	67	63	58	53	50	47	44	41	34	25
MVN-20-1000-03	260	350	101	94	87	80	75	71	66	61	50	38
MVN-20-1000-04	355	500	135	126	116	106	100	94	88	81	67	50
MVN-20-1000-05	400	550	169	157	145	133	125	118	110	102	84	63
MVN-20-1000-06	500	700	202	188	174	159	150	141	132	122	101	76
MVN-20-1000-07	630	850	236	220	203	186	175	165	154	142	118	88
MVN-20-1000-08	710	950	270	251	232	212	200	188	176	162	134	101



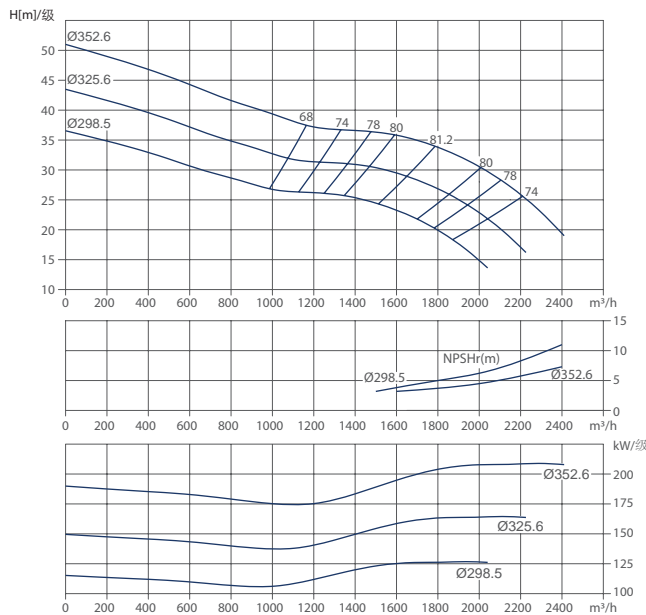
泵型号 Type	额定功率 Power		流量 Q(m³/h)									
	kW	hp	700	800	900	1000	1100	1200*	1300	1400	1500	
			扬程 Head(m)									
MVN-20-1200-01	132	200	36	34	33	31	30	27	25	21	18	
MVN-20-1200-02	260	350	72	69	66	62	59	55	50	42	35	
MVN-20-1200-03	400	550	108	103	99	94	89	82	74	64	53	
MVN-20-1200-04	500	700	144	138	132	125	118	110	99	85	70	
MVN-20-1200-05	630	850	180	172	165	156	148	137	124	106	88	
MVN-20-1200-06	710	950	216	206	198	187	178	164	149	127	106	
MVN-20-1200-07	800	1050	252	241	231	218	207	192	174	148	123	



性能参数 Performance parameters



泵型号 Type	额定功率 Power		流量 $Q(m^3/h)$							
			1000	1200	1400	1500	1600*	1700	1800	2000
	kW	hp	扬程 Head(m)							
MVN-20-1600-01	150	200	33	30	27	26	25	22	20	15
MVN-20-1600-02	315	450	65	60	55	52	49	44	40	29
MVN-20-1600-03	450	600	98	90	82	78	74	66	60	44
MVN-20-1600-04	560	750	130	120	110	104	98	88	80	58
MVN-20-1600-05	710	950	163	150	137	130	123	111	100	73
MVN-20-1600-06	900	1200	195	180	164	156	147	133	120	87



泵型号 Type	额定功率 Power		流量 $Q(m^3/h)$							
			1000	1200	1400	1600	1800*	2000	2200	2400
	kW	hp	扬程 Head(m)							
MVN-20-1800-01	225	300	40	37	37	36	34	31	26	20
MVN-20-1800-02	450	600	79	74	73	72	68	61	52	39
MVN-20-1800-03	710	950	119	112	110	108	102	92	78	59
MVN-20-1800-04	900	1200	158	149	146	144	136	122	104	78

如蒙洽询请指示下列各项：
For further details, please fulfill the chart below.

客户 _____ 联系方式 _____
Customer _____ Contacts _____

承办人员 _____ 电话 _____ 传真 _____
Undertaker _____ Telephone _____ Fax _____

工程名称 _____ 工程地点 _____
Name of project _____ Address of project _____

用途 Application		
工作条件 Performance parameters	安装点的海拔高度 Altitude of install point	m
	*井径(口径) Diameter	mm
	*流量 Capacity	m ³ /h
	*扬程 Head	m
	*静水位 Static level in well	m
	*动水位 Dynamic level in well	m
	*水井(池)总深度 Well depth	m
	*泵的下井深度 Pump install depth	m
使用条件 Service condition	*水温(最高值) Water temp(max)	°C
	水中固体物的含量 SS	% (质量百分比) Mass
	粒径 Grain size	最大值(Max) mm, 最小值(Min) mm
	硫化氢气体含量 H ₂ S	ppm
	是否有油类 Oil	是Yes <input type="checkbox"/> 否No <input type="checkbox"/>
	*井筒正值情况 Wellbore positive cases	正值Positive <input type="checkbox"/> 非正值Non-positive <input type="checkbox"/>
	其它 Other	
对水泵成套性的要求 Complete set of requirements on pump	拟定水泵型号 Pump model	
	*数量 Quantity	台
	*电机功率 Motor power	kW
	*扬水管米数 Length of lifting pipe	m
	闸阀、逆止阀、压力表 Gate、 Check valve、 Pressure gauge	需要Need <input type="checkbox"/> 不需要No need <input type="checkbox"/>

注：

- 1、将直径等于泵最大的外径、长度为6米的圆柱体用扬水管下放到泵预计安装深度而不受阻，则认为井筒是正直的。
- 2、参数请尽可能完整填写，注意各项单位是否匹配。

Notice:

- 1、Will the biggest diameter is equal to pump diameter, length is six meters of the cylinder with Yang conduit down to pump installation depth and not expected to obstruction, thinks that wellbore is upright.
- 2、Please fill in as much as possible, pay attention to match each parameter of the unit.

欢迎索取以下产品型录



泵系列

- 潜水泵系列
- 陆上泵系列
- 特种泵系列
- 消防泵系列



搅拌推流系列

- 搅拌机系列
- 推流器系列



供氧曝气系列

- 曝气机系列
- 曝气盘系列
- 曝气管系列



风机系列

- 三叶罗茨鼓风机系列
- 增压罗茨鼓风机系列
- 沉水式风机系列



污泥处理设备 及其他

- 固液分离系列
- 泡药设备
- 输送设备



川源（中国）机械有限公司
GSD Industrial Co.,Ltd.

免费咨询电话

400-657-9066

本型录内容如有变更，恕不另行通知。
We reserve the right to change content without notice.

CY-G7

